MiMA®

Function								
4.1	Travel speed ,laden/unladen	km/h	10/10	10/10	10/10	10/10	10/10	10/10
4.2	Lift speed ,laden/unladen	mm/s	210/340	210/340	200/300	210/340	210/340	260/360
4.3	Lowering speed,laden/unladen	mm/s	300/250	300/250	300/250	300/250	300/250	300/250
4.4	Max. gradeability,laden/unladen	%	≤10	≤10	≤10	≤10	≤10	≤10
4.5	Brake type		Mechanical		Mechanical	Mechanical		Mechanical
Power								
5.1	Drive motor	kw	AC 5.5	AC 5.5	AC 5.5	AC 5.5	AC 5.5	AC 5.5
5.2	Lift motor	kw	AC 8.6	AC 8.6	AC 8.6	AC 8.6	AC 8.6	AC 12.8
5.3	Battery voltage/capacity	V/Ah	48/420	48/420	48/420	48/560	48/560	48/560 (48/750)
Weight								
6.1	Battery weight	kg	780	780	780	920	920	920
6.2	Service weight(incl. battery)	kg	3250	3710	4530	3246	4000	4670
Steering/Braking								
7.1	Steering type	Hydraulic						
Other								
8.1	Battery change type	Front Pull Changing						

MAST SPECIFICATION

Duplex mast											
Model		UNIT	MFZ16-30	MFZ16-35	MFZ16-40						
Lift height	h3	mm	3000	3500	4000						
Height-Mast extended w/ backrest	h4	mm	3970	4470	4970						
Height-Mast Lowered	h1	mm	2175	2425	2725						
Free lift height	h2	mm	0	0	0						
Triplex full free Mast											
Model		UNIT	MFZ16-45	MFZ16-50	MFZ16-55	MFZ16-60	MFZ16-65	MFZ16-70	MFZ16-75		
Lift height	h3	mm	4500	5000	5500	6000	6500	7000	7500		
Height-Mast extended w/ backrest	h4	mm	5470	5970	6470	6970	7470	7970	8470		
Height-Mast Lowered	h1	mm	2250	2416	2584	2750	2916	3084	3250		
Free lift height	h2	mm	1590	1756	1924	2090	2256	2424	2590		
Triplex full free Mast											
Model		UNIT	MFZ16SQH-60	MFZ16SQH-65	MFZ16SQH-70	MFZ16SQH-75	MFZ16SQH-80	MFZ16SQH-85	MFZ16SQH-90	MFZ16SQH-95	MFZ16SQH-100
Lift height	h3	mm	6000	6500	7000	7500	8000	8500	9000	9500	10000
Height-Mast extended w/ backrest	h4	mm	6970	7470	7970	8470	8970	9470	9970	10470	10970
Height-Mast Lowered	h1	mm	2750	2916	3084	3250	3517	3684	3850	4017	4184
Free lift height	h2	mm	2050	2216	2384	2550	2816	2982	3150	3316	3482
Remark: The Mast specificaiton of MFZ16 & MFZ20 are same;											

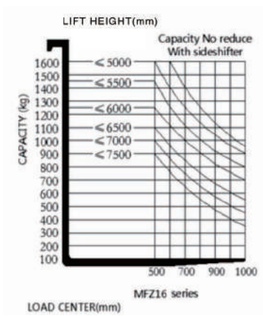

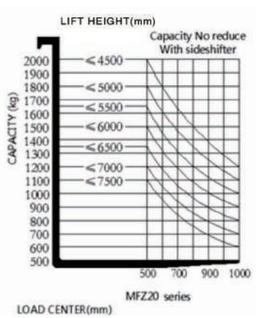



ELECTRIC REACH TRUCK (SEATED)

- MFZ Series,Rated load capacity:1600-2000kg
- Lift Height: 3000-10000mm
- The design of high capacity mast
- Excellent working time
- All-wheel Brake System

NAMI® PT DYNAMI MAKMUR LESTARI
http://www.nami.co.id

Office:
Jl. Petojo Utara VII No. 13C
Jakarta 10130
INDONESIA
T: +62-21-631 7818 (Hunting)
F: +62-21-631 7819

Workshop and Warehouse:
Jl. Raya Bekasi Km 23 No. 62
Cakung, Jakarta 13950
INDONESIA
T: +62-21-4682 1608 (Hunting)
F: +62-21-4682 1049

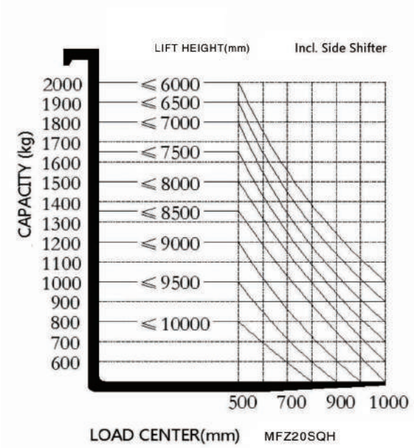

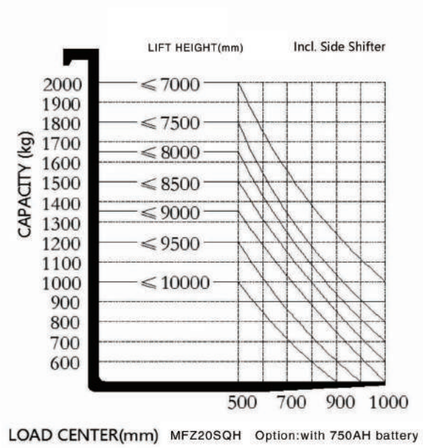

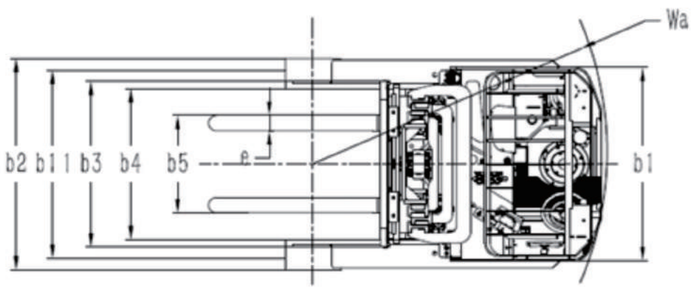

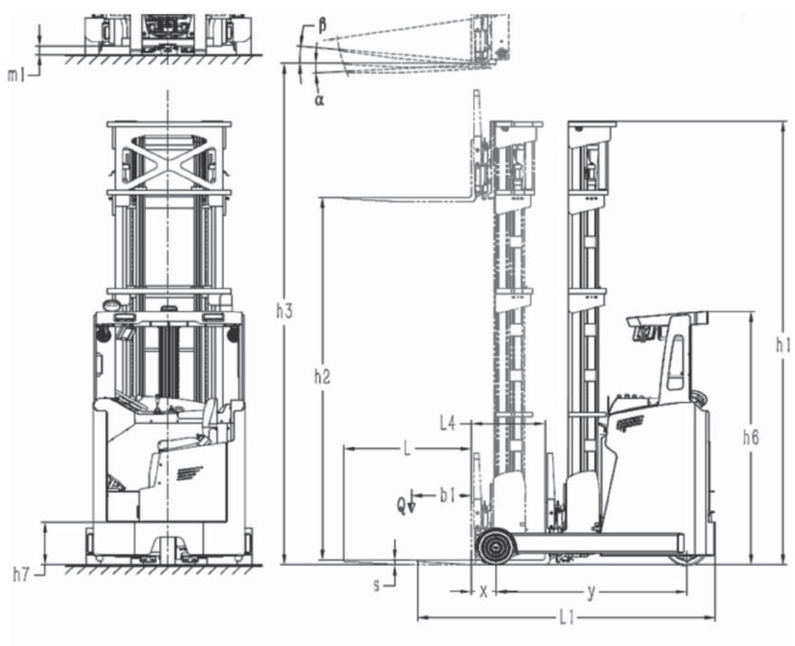

MIMA PRODUCT SPECIFICATION

Specification								
1.1	Brand		MIMA					
1.2	Model		MFZ16 Duplex mast	MFZ16 Triplex mast	MFZ16SQH	MFZ20 Duplex mast	MFZ20 Triplex mast	MFZ20SQH
1.3	Power type		Battery					
1.4	Operation type		Seated					
1.5	Rated load Capacity	Q(kg)	1600		1600	2000		2000
1.6	Load center	C(mm)	500		500	500		500
1.7	Front overhang	x(mm)	220	205	205	215	205	205
1.8	Wheelbase	y(mm)	1425		1600	1525		1600
Tyre Rim								
2.1	Tyres,front/rear		Solid PU		Solid PU	Solid PU		Solid PU
2.2	Tyre size,front	mm	φ300×120		φ300×120	φ300×120		φ300×120
2.3	Tyre size,drive wheel	mm	φ343×108		φ350×120	φ350×120		φ350×120
2.4	Tyre size,balance wheel	mm	/		/	/		/
2.5	Tyres No.front/rear (X=drive)		2/1X		2/1X	2/1X		2/1X
2.6	Wheel tread -drive side	b10(mm)	/		/	/		/
2.7	Wheel tread -load side	b11(mm)	1170		1270	1170		1270
Dimension								
3.1	Tilt of fork forward/backward	α/β(°)	3/5		3/5	3/5		3/5
3.2	Height-mast Lowered	h1(mm)	2175	3250	4184	2175	3250	4184
3.3	Freelift height	h2(mm)	/	2585	3482	/	2585	3482
3.4	Lift height	h3(mm)	3000	7500	10000	3000	7500	10000
3.5	Height-mast extended w/backrest	h4(mm)	3970	8470	10970	3970	8470	10970
3.6	Height-overhead guard	h6(mm)	2200	2200	2200	2200	2200	2200
3.7	Height of pedal	h7(mm)	376	376	376	376	376	376
3.8	Overall length(incl.fork)	11(mm)	2355	2340	2496	2431	2421	2496
3.9	Overall width	b1/b2(mm)	1270/1290		1270/1390	1270/1290		1270/1390
3.10	Fork dimensions	l/e/s(mm)	1070×100×35		1070×100×40	1070×100×40		1070×100×40
3.11	Width of fork backrest	b3(mm)	1090		1090	1090		1090
3.12	Distance between fork-arms	b5(mm)	222-750		222-750	222-750		222-750
3.13	Inner distance between legs	b4(mm)	890		990	890		990
3.14	Reach stroke	L4(mm)	599		617	617		617
3.15	Min.ground clearance of mast	m1(mm)	75		75	75		
3.16	Aisle width for pallet 1000*1200mm-1200mm across the pallet;	Ast(mm)	2764	2756	2912	2845	2838	2912
3.17	Aisle with for pallet 1200*800mm-800mm across the pallet;	Ast(mm)	2917	2909	2956	2996	2988	2956
3.18	Turning radius	Wa(mm)	1700	1700	1872	1798	1798	1872